







Housing Options – Performance Report 2009/10

 on target  up to 5% off target  more than 5% off target								
Ref		Description	What is good performance?	08/09 Outturn	Target	April – June 2009	July – Sept 2009	Oct – Dec 2009
LH03a		Average number of calendar days taken to re-let authority housing	Lower is better	23	23	22	24	20
LH05		Housing advice service: Homelessness cases prevented per thousand households	Higher is better	3.26	1.61	0.82	1.74	3.1
NI156		Number of households living in temporary accommodation	Lower is better	5	12	3	4	4